



Mount Abu Public School

H-Block, Sector 18, Rohini, New Delhi- 110085 India

Pre-Primary

January 2021

Theme- My Pride, My country

Dear Parents,

We at MAPS pay a lot of attention to patriotism towards our country India. We feel that if we start giving information and develop a national spirit in our children it will stay with them forever.

The theme will help the children to love their country as they will be learning about their Country, its national flag, national anthem, patriotic songs and the pledge which will be a part of the daily assembly.

To imbibe a feeling of patriotism within them and impart knowledge about its relevance the school will celebrate Republic day.

It is the perfect day to impart knowledge in fun way and prepare our kids to be responsible citizens for the future of India.


Festival of the Month-	Republic Day, 26 th January
Moral Value-	Patriotism, truthfulness and Following rules
Engaging English- (Speaking Skills)	India- Capital of the country, Name of the Prime minister and National symbols. Poem- Speak truth
Language Literacy:	
English-	<p>Sight words</p> <p>-In, on and under</p> <p>-Where Am I</p> <p>3 letter words of a, e and i</p> <p>-In my House</p> <p>-Rock 'n' Roll</p>
Hindi-	<p>2 akshar ke shabad</p> <p>Song- Nanha Munna rahi hoon</p>
Numeracy skills	<p>Colours</p> <p>- Magical Colours</p> <p>Heavy and Light</p> <p>-Sink and float</p>
Environmental Awareness	<p>Seasons</p> <p>-Season's Poems</p>
FITMAPSians	Exercises to promote Fit India movement
KALAKAARS	Futuristic hands



SOCIAL SKILLS

Greetings!

Greetings are vital to make that first impression, establish cordial relationship and set a positive tone for the day. Keeping up with the age old Indian tradition and keeping ourselves safe during this special times, let us all remember saying and doing Namaskar with a smile regularly.



Prayer!



Prayer is a communication with God. So we begin our day by taking the blessings of Almighty and imbibe this good value in our children and pray to heal the world.

Prayer of the month- [\(78\) Praise Him When the Sun Goes Down Hallelu, Hallelu from Our Daily Bread for Kids YouTube - YouTube](#)

Breathe!

The breathing we want kids to do is deep belly breaths, not shallow chest breaths. When they breathe in, their belly should expand, and when they breathe out, their belly should contract. Deep breathing helps the children to stay fresh for a long time.



Correct way of breathing- [\(78\) Two minutes Mindfulness: Balloon Breaths/Belly Breaths - Breathing exercise for Children - YouTube](#)

REPUBLIC DAY



Republic Day is near, and our country is all set for the grand celebration on January 26. This year, India celebrates its 71st Republic Day- commemorating the historic moment when our nation became an independent republic country.

Activity 1- National Symbols

India is a cradle of various religions and culture and this is clearly reflected in the various **National Symbols India**. The Indian National Symbols play a vital role in making the identity of our country, bringing the diverse cultures together and binding them in a single string.

Our little students will dress up like different National Symbols and will speak about the same.



MORAL VALUES

Activity 2- Nanha Munna Rahi


Patriotism-

Republic day of India holds tremendous ground in the list of national days, since it reminds every Indian about the dawn of the new beginning. Our soldiers at the frontiers have always been the epitome of patriotism and dedication for our motherland- India.

This month, our proud little Indians will pay tribute to the national heroes, Soldiers and will exhibit their Patriotism by learning the song- Nanha munna rahi...



For your reference- [\(78\) Nanha Munna Rahi Hoon](#) | [DeshBhakti Songs](#) | [Patriotic Songs for Kids - YouTube](#)



Follow Rules


As the constitution of India enlightens us about the civil way of leading the life and become a law abiding citizen. Our students will also learn how to follow rules by some understanding the *most basic rules of today's era.*

CORONAVIRUS PREVENTION



STORY TIME-TRUTHFULNESS

Truthfulness is a virtue which has to be inculcated in a child by being a role model to them.



There was once a woodcutter, working hard in the forest, getting wood to sell for some food. As he was cutting a tree, his axe accidentally fell into the river. The river was deep and was flowing really fast – he lost his axe and could not find it again. He sat at the bank of the river and wept.

While he wept, the God of the river arose and asked him what happened. The woodcutter told him the story. The God of the river offered to help him by looking for his axe. He disappeared into the river and retrieved a golden axe, but the woodcutter said it was not his. He disappeared again and came back with a silver axe, but the woodcutter said that was not his either. The God disappeared into the water again and came back with an iron axe – the woodcutter smiled and said it was his. The God was impressed with the woodcutter's honesty and gifted him both the golden and silver axes.

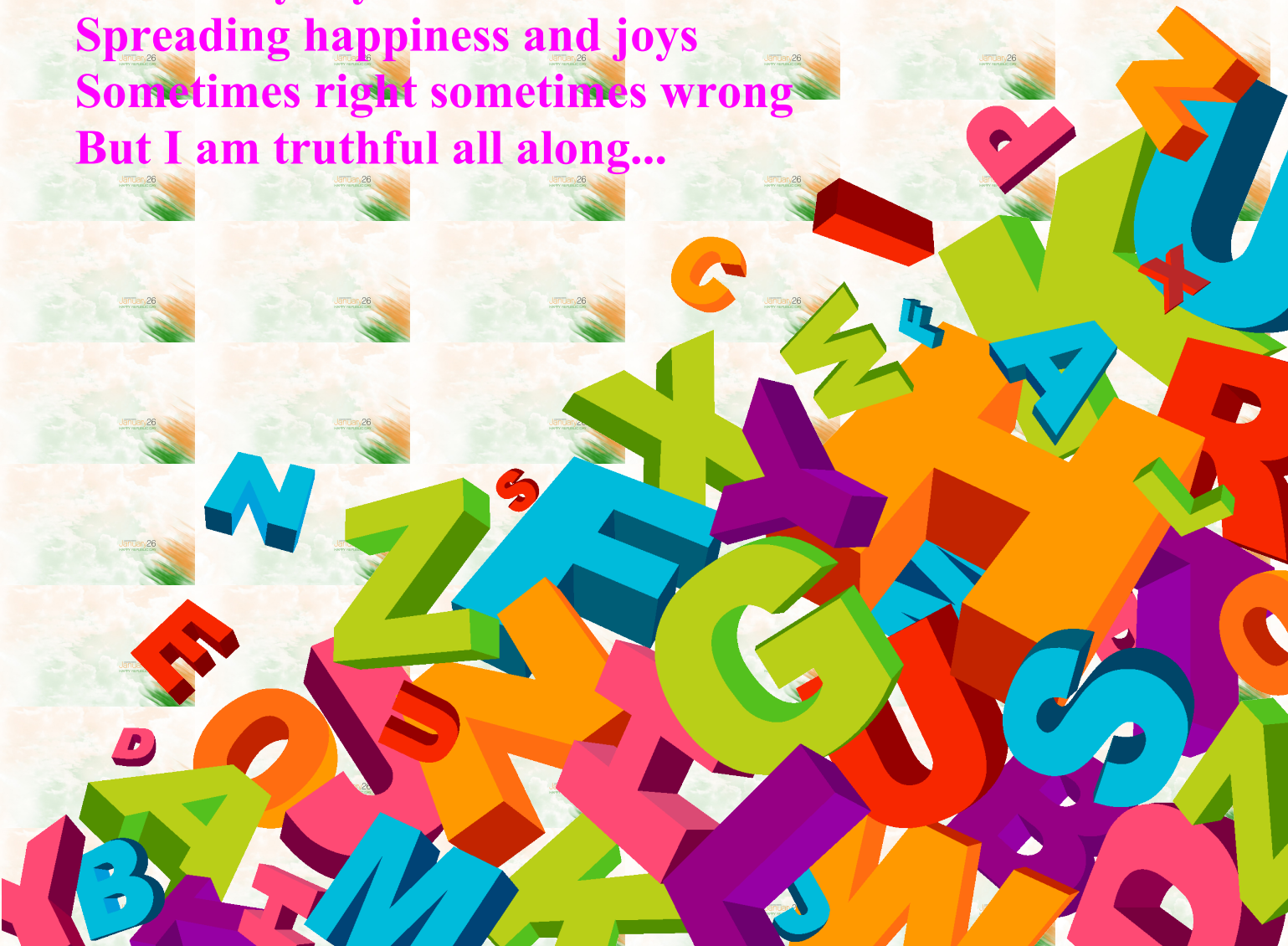
Moral- Truthfulness Always Pays Back

Engaging English



Hey, students as you have just heard a story about truthfulness. It's **Rhyme Time** to instill the same value.

Speak truth- Says my mother,
Do I say a lie- Never-Ever!
I share my toys
Spreading happiness and joys
Sometimes right sometimes wrong
But I am truthful all along...



My India

My Pride



Dear parents,

Stories are the best way to let the child understand every concept with utmost Creative imagination. To promote the same aura of comprehension, here is a story to let our students be proud to be an Indian.

Once upon a time, children were playing in a park. Some elderly people came and sat on the bench of the park. One of them was holding small Indian flags. Children became happy to see him. They went to him and asked, "Dadaji, can you please give these to us?" Dadaji replied, "Yes, of course! But, first you all have to sit on the ground and tell me what is this?"



Adi said, "I know, this is our **National Flag**. It has three colours -- deep saffron, white and green with Ashoka chakra at its centre. It is also known as, **Tiranga**."

Dadaji was very happy with Adi's answer. So he gave him the flag. All children started requesting Dada ji for the same.

Then, he said, "I will ask you questions and if you answer them right, I will surely give you the small flag."

"Now, who will tell me what is the National Fruit of India."

Supriya quickly raised hand and said, "Mango! because they are so tasty. I love mangoes. My mother told me that there are 10 different types of mangoes."



Dada ji replied, "Very Good Supriya. Here is your small flag. Now tell me which is the National Flower Of India?"

Riya said, "Rose." Dada ji nodded a No.

Daksh suddenly replied, "Its Lotus! I read in my G.K. book that Lotus is the symbol of purity, achievement, long life, and good fate. The idol of Laxmi ji in our temple also holds the Lotus flower"



Riya quickly recalled, "Yes, I also read the same. I know one more fact, National animal of India is Tiger. It symbolizes Power and strength."



Dada ji smiled, gave the small flags to Daksh and Riya and said, "Yes my dear children Lotus is our National Flower and Tiger is the national animal. I am sure you all must be aware that which is the National bird?"

All replied, "Peacock!"

Arjun said, "Do you all know, Peacock is widely spread all over the country and can be seen in any state of India. Hey, look there- a peacock is trying to spread its feathers."



All the kids turned around to see the peacock and Dada ji also quickly wore his spectacles to see the beauty of the bird. When children turned back they looked at Dada ji and said, "Oh! You look like Modi ji when you wear spectacles dada ji."

He started laughing and asked, "Do you all know who is Modi ji?"

He was happy to know that all the children knew that **Shri Narendra Modi Ji** is the **Prime Minister of India**.



At the end Dada Ji gave the small Indian flags, pride of India to all the children.





LANGUAGE LITERACY

ENGLISH

Recognition of letters is a fundamental part of learning how to read. It enables beginners to figure out how printed text is associated with the spoken language. When we are young we learn language from our parents and surrounding but as we grow we need proper language understanding through sounds.

That is why it is essential to learn about Vowel sounds.

Spellings

Reading




Vowels are the building blocks of English language. By practicing to understand and hear the vowels properly, our children will also improve:

Comprehension


Speech



Consonant Vowel Consonant
CVC



hen



jet



web



pen



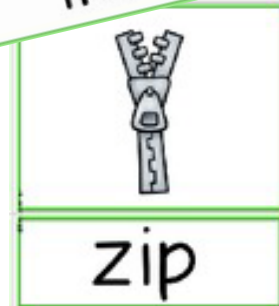
bed



mix



lid



zip



kid



wig

Activity 3- In My House

Dear Students,


It's fun time!

Let us check our home
for something very
special...

Mr. A, Ms. E and Ms. I want to see
that can you find objects related
to their vowel sounds in your
home?

Quickly move and try to find 5
things in your home that have the
vowel sound a, e and i

Click the pictures of
the objects that you
find with you and
make a collage of
the pictures. Share it
with your teacher...



Activity 4- Rock 'n' Roll

Hey, my little MAPSians!

It's time to sing and tap on
the beats of the vowel sounds.

Are you ready to Rock 'n' Roll
on the tunes and hmm... them along?

Here is the Vowel song for you...

The Vowels

(tune-BINGO)

The vowels of the
alphabet

I know them all by
name, oh!

a-e-i-o-u

a-e-i-o-u

a-e-i-o-u

I know them all by
name, oh!




In, On and Under




on



in



under



on




in




under



on



in



under

Observe the picture carefully
and read it out loudly!!!

Where is the cat?

Listen and learn.



cat



box



in



on



under



in

Where is the cat?

The cat is **in** the box.



on

Where is the cat?

The cat is **on** the box.



under

Where is the cat?

The cat is **under** the box.

हिंदी

दो अक्षर वाले शब्द

कल चल फल नल जल

तन मन जन रन बन

कप जप लप टप झप

हिंदी भाषा पुरे विश्व में सबसे ज्यादा बोलने में चौथे नम्बर पर आती हैं। लेकिन उसे अच्छी तरह से समझना, पढ़ना तथा लिखना यह बहुत कम संख्या में लोग जानते हैं। आज के समय में हिंदी भाषा के ऊपर अंग्रेजी भाषा के शब्दों का ज्यादा असर पड़ा है। आज के समय में अंग्रेजी भाषा ने अपनी जड़े ज्यादा घेर ली हैं। जिससे हिंदी भाषा के भविष्य में खो जाने की चिंतायें बढ़ गयी हैं।

पढ़ें और समझें



क+प=कप



ट+ब=टब



घ+र=घर



ग+ज=गज



ब+स=बस



न+ल=नल



फ+ल=फल



ज+ग=जग

Activate Windows




व+र=वर



प+ग=पग



न+ट=नट



ऊ+न=ऊन



व+न=वन



व+क=वक



ह+ल=हल



ख+ग=खग

Activity 5- हास्यमय चेहरा



इस खेल को खेलने के लिए लिंक पर क्लिक करें।

हिंदी: बच्चों के खेल हास्यमय चेहरा | (hello-world.com)



NUMERACY SKILLS

A Note to Parents'


Math is not only about numbers, colours, shapes, pre number concepts and directions are a main part of Math.
So, let us come together and strengthen the skills in our students.

Colours are one of the most noticeable attributes of the world around us.
For children, understanding colours is an essential building block that they will use for learning in all areas of life.

Today, we will learn
about the colours;
Orange, Navy Blue and
Green...
All the colours of our
Indian flag!



ALL THINGS
NAVY BLUE



Activity 6- Magical Colours

Materials required:

Poster colours- Red, Yellow, Black and Blue

Seven transparent plastic glasses and water in a jug or a bottle.

Steps to be followed:

Step 1- Keep red, yellow, black and blue colours in separate glasses.

Step 2- Tell children to pour little quantity of red and yellow colors into a separate glass and observe what happens. The colours will mix together and make a new colour- Orange.

Step 3- Similarly, tell children to pour little quantity of black and blue colors into a separate glass and observe what happens. The colours will mix together and make a new colour- Navy Blue.

Step 4- Now, tell children to pour little quantity of yellow and blue colors into a separate glass and





Number Rhyme- Once I caught a fish alive

Children can learn oral counting from 1 to 10 by singing this rhyme along with actions. This will make it easy for the children to learn numbers and basic counting skills.

1,2,3,4,5

1,2,3,4, 5
Once I caught a fish alive

6,7,8,9, 10

Then I let it go again!
Why did you let it go?
Because it bit my finger so.
Which finger did it bite?
This little finger on my right

To enjoy the full rhyme, kindly click on the link given: [\(84\) Nursery Rhyme - 1,2,3,4,5 Once I caught a fish alive - YouTube](#)

Heavy and Light



Dear Students,

Observe carefully and see the boy holding a heavy object whereas the girl is holding a light object. What have you understood from this?

Heavy objects
are difficult to
hold, pull or
lift.

Light objects are
easy to hold, pull
or lift.

Heavy and light

this activity introduces simple ideas of weight.



Draw rings
around the
things that are
heavy



Activity 7- Sink or Float

Dear Students,
It's activity time

Material Required-

A bucket of water

Light weight objects- empty plastic bottle, balloon and pencil shavings.

Heavy weight objects- Stone, coin and iron nails.

Steps involved:



1. Take a bucket filled with water.

2. Drop some heavy objects in the bucket. Put stone, coin and nails one after the other.

3. Observe carefully, these objects will sink in the water and will settle at the surface of the bucket.

4. Now drop the light objects in the bucket. Put empty plastic bottle, balloon and pencil shavings in the bucket.

5. Observe again, the light objects will start floating on the surface of the water.



ENVIRONMENTAL

AWARENESS




WINDY
WINTERS
(Dec to Feb)

AUTUMN
/
FALL
(Sep to Nov)


SEASONS

RAINY
MONSOON
/
SPRING
(March to May)

SUNNY
SUMMERS
(June to August)



ACTIVITY 8-Season's Poems





Snowflake, Snowflake

Snowflakes, snowflake
twirl around.

Snowflake, snowflake
touch the ground.

Snowflake, snowflake
land on my nose.

Snowflake, snowflake
freeze my toes.

Snowflake, snowflake
in the air.

Snowflake, snowflake tickle you
everywhere!



SUMMER, SUMMER

Summer, summer,
I'm so glad you're here!

Summer, summer,
Let's give a cheer!

Summer, summer,
I'll meet you at the park.

Summer, summer,
Let's stay up till dark!





Dear Student's,

It is again the Fun Time!
Go and grab your favourite
season.

Represent the season of your
choice by singing any one rhyme
and make sure that you dress up
according to that season.

Also, keep the things associated
with that season around you.



FIT MAPSIANS TO FIT INDIA

Exercise helps children to vent out their excess energy in the right way. Most children feel calm and relaxed after exercising.

It's no news flash that kids need exercise in their lives.

In fact, we're all probably pretty aware of the fact that increased physical activity helps children build healthy bodies and prevent chronic disease. And we also know that helping our kids to love movement sets them up to be stronger and healthier teens and adults.

[\(78\) 9 Min Exercise For Kids - Home Workout - YouTube](#)



Activity 9- Indian Flag to Map

Dear Kalakaars,

It's time to show your creativity and embrace the belongingness towards our nation by filing the colours of the tri colour flag into our map.

Material Required:
Outline of Indian Map
(Worksheet provided)

Old magazines/newspaper/books for
orange, white and green paper

How to Do:
Tear the tri colours from the
Old magazines/newspaper/books.

Paste the small pieces of these
papers in the Indian map given.

Refer to the video provided
as an auxiliary videos.