



Mount Abu Public School

H-Block, Sector 18, Rohini, New Delhi- 110085 India

Class 2

January 2021

Theme- My Pride, My country

Dear Parents,

We at MAPS pay a lot of attention to patriotism towards our country India. We feel that if we start giving information and develop a national spirit in our children it will stay with them forever.

The theme will help the children to love their country as they will be learning about their Country, its national flag, national anthem, patriotic songs and the pledge which will be a part of the daily assembly.

To imbibe a feeling of patriotism within them and impart knowledge about its relevance the school will celebrate Republic day.

It is the perfect day to impart knowledge in fun way and prepare our kids to be responsible citizens for the future of India.


Festival of the Month-	Republic Day, 26 th January
Moral Value-	Patriotism, truthfulness and Following rules
Engaging English- (Speaking Skills)	India- Capital of the country, Name of the Prime minister and National symbols. Poem- Speak truth
Language Literacy:	
English-	Conjunctions -And, or and But -Picture reading
Hindi-	समानार्थक शब्द विलोम शब्द उल्टा सीधा Song- Nanha Munna rahi hoon
Numeracy skills	Measurement of Length - Non- Standard - Hands Span
Environmental Awareness	Directions - Find your directions - Write Rights
FITMAPSians	Exercises to promote Fit India movement
KALAKAARS	Futuristic hands



SOCIAL SKILLS

Greetings!

Greetings are vital to make that first impression, establish cordial relationship and set a positive tone for the day. Keeping up with the age old Indian tradition and keeping ourselves safe during these special times, let us all remember saying and doing Namaskar with a smile regularly.



Prayer!

Prayer is a communication with God. So we begin our day by taking the blessings of Almighty and imbibe this good value in our children and pray to heal the world.

Prayer of the month- [\(78\) Praise Him When the Sun Goes Down Hallelu, Hallelu from Our Daily Bread for Kids YouTube - YouTube](#)

Breathe!

The breathing we want kids to do is deep belly breaths, not shallow chest breaths. When they breathe in, their belly should expand, and when they breathe out, their belly should contract. Deep breathing helps the children to stay fresh for a long time.



Correct way of breathing- [\(78\) Two minutes Mindfulness: Balloon Breaths/Belly Breaths - Breathing exercise for Children - YouTube](#)

REPUBLIC DAY



Republic Day is near, and our country is all set for the grand celebration on January 26. This year, India celebrates its 71st Republic Day- commemorating the historic moment when our nation became an independent republic country.

Activity 1- Unity in Diversity



India



India is a cradle of various religions and culture and this is clearly reflected in our rich diversity. The Indian States are a compiled momentum of life changing at every 100 kms in India. They are the identity of our country, bringing the diverse cultures together and binding them in a single string.

Our little students will represent any one state of their choice.

You can represent by showcasing its food, dressing up in that state attire, performing a dance of that state, making a chart paper of its tourist spots and explaining about the same.

MORAL VALUES

Activity 2- Nanha Munna Rahi

Patriotism-

Republic day of India holds tremendous ground in the list of national days, since it reminds every Indian about the dawn of the new beginning. Our soldiers at the frontiers have always been the epitome of patriotism and dedication for our motherland- India.

This month, our proud little Indians will pay tribute to the national heroes, Soldiers and will exhibit their Patriotism by learning the song-

Nanha munna rahi...



For your reference- [\(78\) Nanha Munna Rahi Hoon | DeshBhakti Songs | Patriotic Songs for Kids - YouTube](#)



Follow Rules


As the constitution of India enlightens us about the civil way of leading the life and become a law abiding citizen. Our students will also learn how to follow rules by some understanding the *most basic rules of today's era.*

CORONAVIRUS PREVENTION



STORY TIME-TRUTHFULNESS

Truthfulness is a virtue which has to be inculcated in a child by being a role model to them.



There was once a woodcutter, working hard in the forest, getting wood to sell for some food. As he was cutting a tree, his axe accidentally fell into the river. The river was deep and was flowing really fast – he lost his axe and could not find it again. He sat at the bank of the river and wept.

While he wept, the God of the river arose and asked him what happened. The woodcutter told him the story. The God of the river offered to help him by looking for his axe. He disappeared into the river and retrieved a golden axe, but the woodcutter said it was not his. He disappeared again and came back with a silver axe, but the woodcutter said that was not his either. The God disappeared into the water again and came back with an iron axe – the woodcutter smiled and said it was his. The God was impressed with the woodcutter's honesty and gifted him both the golden and silver axes.

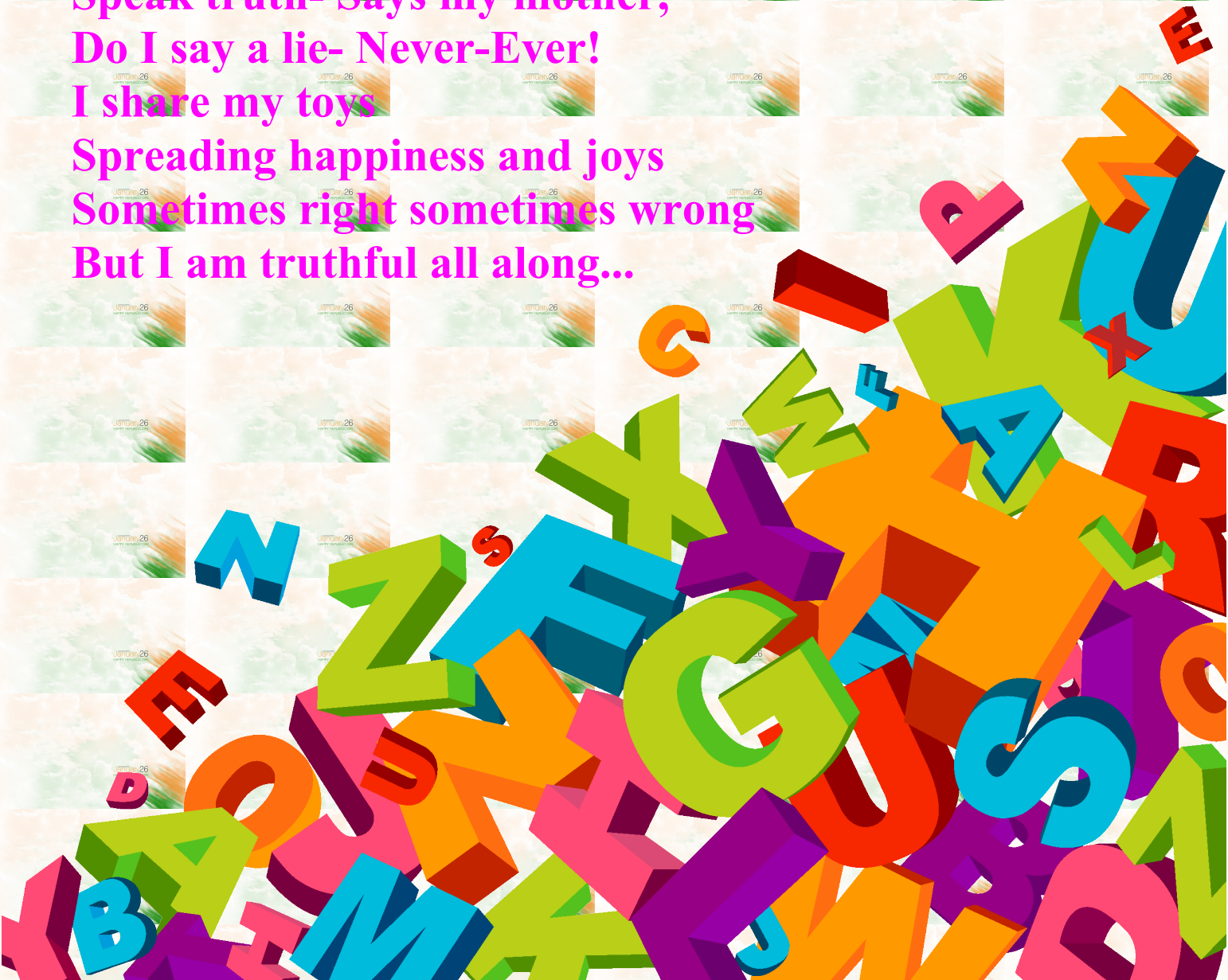
Moral- Truthfulness Always Pays Back

Engaging English



Hey, students as you have just heard a story about truthfulness. It's **Rhyme Time** to instill the same value.

Speak truth- Says my mother,
Do I say a lie- Never-Ever!
I share my toys
Spreading happiness and joys
Sometimes right sometimes wrong
But I am truthful all along...



My India

My Pride

Dear parents,

Stories are the best way to let the child understand every concept with utmost Creative imagination. To promote the same aura of comprehension, here is a story to let our students be proud to be an Indian.

Once upon a time, children were playing in a park. Some elderly people came and sat on the bench of the park. One of them was holding small Indian flags. Children became happy to see him. They went to him and asked, "Dadaji, can you please give these to us?"

Dadaji replied, "Yes, of course! But, first you all have to sit on the ground and tell me what is this?"



Adi said, "I know, this is our **National Flag**. It has three colours -- deep saffron, white and green with Ashoka chakra at its centre. It is also known as, **Tiranga**."

Dadaji was very happy with Adi's answer. So he gave him the flag. All children started requesting Dada ji for the same.

Then, he said, "I will ask you questions and if you answer them right, I will surely give you the small flag."

"Now, who will tell me what is the **National Fruit** of India."

Supriya quickly raised hand and said, "Mango!" because they are so tasty. I love mangoes. My mother told me that there are 10 different types of mangoes."



Dada ji replied, "Very Good Supriya. Here is your small flag. Now tell me which is the **National Flower** Of India?"

Riya said, "Rose." Dada ji nodded a No.

Daksh suddenly replied, "Its Lotus! I read in my G.K. book that Lotus is the symbol of purity, achievement, long life, and good fate. The idol of

Laxmi ji in our temple also holds the Lotus flower"



Riya quickly recalled, "Yes, I also read the same. I know one more fact, **National animal** of India is **Tiger**. It symbolizes Power and strength."



Dada ji smiled, gave the small flags to Daksh and Riya and said, "Yes my dear children Lotus is our National Flower and Tiger is the national animal. I am sure you all must be aware that which is the **National bird**?"

All replied, "Peacock!"

Arjun said, "Do you all know, **Peacock** is widely spread all over the country and can be seen in

any state of India. Hey, look there- a peacock is trying to spread its feathers."



All the kids turned around to see the peacock and **Dada ji** also quickly wore his spectacles to see the beauty of the bird. When children turned back they looked at Dada ji and said, "Oh! You look like Modi ji when you wear spectacles **dada ji.**"

He started **laughing** and asked, "Do you all know who is **Modi ji?**"

He was happy to know that all the children knew that **Shri Narendra Modi Ji** is the **Prime Minister of India.**



At the end Dada Ji gave the small Indian flags, pride of India to all the children.





LANGUAGE LITERACY

ENGLISH

A conjunction is a word that links other words, phrases, or clauses together. Common conjunctions are 'and', 'or' and 'but'. These three conjunctions are types of coordinating conjunction.

Conjunctions are very important to make a continuity in a sentence and to deliver our ideas in a systematic way.

Students will be able to:

Understand the meaning of conjunctions.

Use prepositions like and, or and but properly.

Identify the correct sentences where the conjunctions should be used.



And, Or & But

Conjunctions

Conjunctions are words that join words or groups of words.

and

or

but

We use conjunctions to make our sentences longer.

Tip: try not to use 'and' too often!

Conjunctions

OR



We can eat pizza.



We can eat burger.



We can eat pizza or burger.

TURTLE DIARY.com

Conjunctions

AND



The bird can fly.



The bird can hop.



The bird can fly and hop .

TURTLE DIARY.com

Conjunctions

BUT



He hit the ball.



He dropped the bat.



He hit the ball **but** dropped the bat.

TURTLE DIARY.com

Conjunctions

The word that joins words or two parts of a sentence is called **conjunction**. Conjunctions only join: they do no other work.

Activity 3: Read the Picture

Dear Students,

You must have read stories and poems but have you ever read a picture?

Today you will read this picture given below by observing it carefully and narrate it to us. Make sure that you use “and”, “or” and “but” in your reading.




हिंदी

एक प्राचीन भाषा जो संस्कृत से अपनी उत्पत्ति प्राप्त करती है, हिंदी का विश्व इतिहास पर काफी प्रभाव पड़ा है और इसे दुनिया के कई हिस्सों में एक सार्थक भाषा के रूप में मान्यता प्राप्त है। दुनिया में बढ़ते भारतीय प्रवासियों ने पश्चिमी देशों के बीच भारतीय उपमहाद्वीप से जुड़ी भाषा के रूप में हिंदी के बारे में जागरूकता बढ़ाने में योगदान दिया है।

हिंदी भाषा पुरे विश्व में सबसे ज्यादा बोलने में चौथे नम्बर पर आती है। लेकिन उसे अच्छी तरह से समझना, पढ़ना तथा लिखना यह बहुत कम संख्या में लोग जानते है। आज के समय में हिंदी भाषा के ऊपर अंगेर्जी भाषा के शब्दों का ज्यादा असर पड़ा है। आज के समय में अंग्रेजी भाषा ने अपनी जड़े ज्यादा घेर ली है। जिससे हिंदी भाषा के भविष्य में खो जाने की चिंताये बढ गयी है।

समानार्थक
शब्द

विलोम
शब्द



समानार्थक
शब्द

पढ़ें और समझें



अध्यापक कक्षा में पढ़ा रहे हैं।

गुरु जी को प्रणाम करो।



शिक्षकों का सदैव सम्मान करो।

अग्नि आग, अनल, पावक।

आँख दृग, चक्षु, नयन, नेत्र, लोचन।

आकाश अंबर, गगन, नभ, व्योम, अंतरिक्ष।

ईश्वर भगवान, प्रभु, देव, स्वामी।

कमल पंकज, पद्म, जलज, राजीव।

किनारा कूल, तट, कगार।

गंगा भागीरथी, मंदाकिनी, सुरसरि।

घर गेह, गृह, आवास, आलय।

घोड़ा अश्व, तुरंग, बाजि, हय, घोटका।

पढ़ें और समझें

विलोम शब्द

विलोम शब्द Vilom Shabd

विलोम शब्द का अर्थ है-उल्टा या विपरीत। अतः किसी शब्द का उल्टा अर्थ व्यक्त करने वाला शब्द विलोमार्थक शब्द कहलाता है।

शब्द	विलोम शब्द	शब्द	विलोम शब्द
हानि	× लाभ	हार	× जीत
सौभाग्य	× दुर्भाग्य	निम्न	× उच्च
गहरा	× उथला	आदि	× अंत
स्वर्ग	× नरक	सच	× झूठ
शांत	× उग्र	अंधकार	× प्रकाश
सम	× विषम	दानव	× मानव
वाह्य	× आंतरिक	निंदा	× प्रशंसा
आदान	× प्रदान	रात	× दिन
प्रेम	× घृणा	श्वेत	× श्याम

Activity 4- उल्टा सीधा



प्रिय छात्रों,

कृपया कोई 3 शब्द चुनें।
प्रत्येक शब्द का एक पर्यायवाची और विलोम शब्द
ज्ञात कीजिए।
इसे एक शीट पर लिखें।
इसे अपने शिक्षक के साथ साझा करें।

दोस्त
खुशी
आकाश
भगवान
दयालु



NUMERACY SKILLS

A Note to Parents'

Math is not only about numbers and its operations. Pre number concepts, colours, shapes, direction etc are a major part of the definite tone of mathematics.

Standard unit are common units of measurement such as centimetres, grams and litres . Non –standard units of measurement might include cups , cubes or sweets.

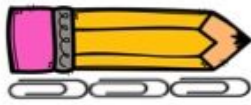
Learning outcome-Each child will be able to :

- Find the measurements of length
- Students modifying thier intial ideas and sharing thier ideas.

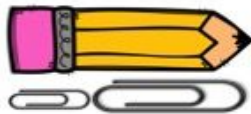
3 Keys for Non-Standard Measurement



Use objects that are the same size.



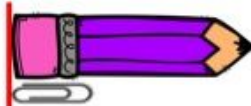
yes



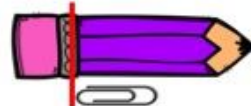
no



Start at the edge of an object.



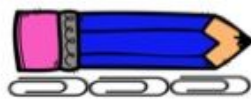
yes



no



NO overlap or gaps.



yes



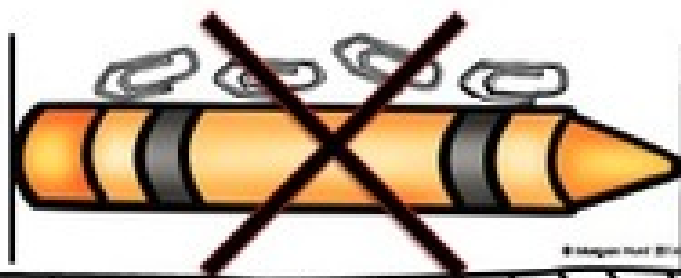

no

Did you know that you can use anything to measure? Just follow these rules!




HOW to measure Length

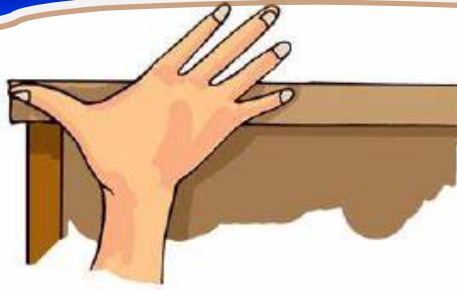
*Start at one end and measure in a straight line to the other end.



© Houghton Mifflin 2011



Activity 5- Hand span



Steps to be followed:

Step 1- Select 2 objects from your home. For example; a table and bed.

Step 2- Now measure the length of both using your hand.

Step 3- Now tell some other member of your family to measure the same.

Step 4- Observe carefully, both the measurements must be different.

Step 5- If your number of hands are higher then, hand is shorter than the other member.


Measuring Length

Length is a measure of how high, long or wide something is.






**D
I
R
E
C
T
I
O
N
S**



Left



Right

Dear Students,

Observe the picture carefully and then look at your own hands.

Usually all of us write with our right hand.

Try to write your name with your left hand!!!

Have fun!



Left Hand



Right Hand

Activity 6- Find Your Direction

My dear students,

You all are already aware of Right and Left directions.


Today I would like to introduce you to 4 directions that are followed all over the world.

North, East, South and West!



**Don't get confused.
Always remember Sun
rises from the East. Now
stand facing the East and
open your arms.**

**Now observe carefully,
your right hand is
towards the South (Tamil
Nadu), Left hand is
towards North (Kashmir)
and your back is towards
west (Gujrat).**



ACTIVITY 7: "Write Rights"

Dear Students,

Read the story carefully.

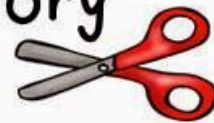
Count the number of times when "Right" word is used a direction only.

Fun Fact- Right can be used a direction and also as an opposite of wrong!!!



Left/Right School Story

By Autumn Gill



Back to school time is almost here and Mrs. Right was finishing the back to school shopping.

Principal Right, secretary Right, and librarian Right just returned from their last minute back to school shopping.

"There's not much Left to be done," said principal Right as he came into the school.

"Did you bring the basket of snacks to school?", asked Mrs. Right.



"I left it Right where you told me.", said Principal Right.

"I'm glad my shopping is done!, said Librarian Right. " I don't have any money Left.

The school phone rang and secretary Right left to answer it.



She rushed back and told the faculty the PE teacher Left a package for them Right on the playground.

"I'll go over there right now and get it," she said as she left in a rush.

Then they left all the crayons and glue at school and went to bed hoping they had selected the right supplies for their students.



Now I hope you have the right present for yourself because that's all of that's left of our story!

Except to wish you a great school year! Isn't that right?

FIT MAPSIANS TO FIT INDIA

Exercise helps children to vent out their excess energy in the right way. Most children feel calm and relaxed after exercising.

It's no news flash that kids need exercise in their lives.

In fact, we're all probably pretty aware of the fact that increased physical activity helps children build healthy bodies and prevent chronic disease. And we also know that helping our kids to love movement sets them up to be stronger and healthier teens and adults.

[\(78\) 9 Min Exercise For Kids - Home Workout - YouTube](#)

Exercise For Kids
Home Workout

2/20
Back Turns

NEXT >

Rest

Exercise For Kids
Home Workout

4/12
Squat

NEXT >

Rest

Activity 8- Futuristic Hands

Dear Kalakaars,

It's time to show your creativity and embrace the belongingness towards our nation by making the tricolor flag with your own hands.

Material Required:

- Orange, green and blue poster colours.
- White A3 sized sheet/ Half chart paper

How to Do:

Dip your palm in orange colour and trace it on the top of the sheet.

Then dip it in green colour and trace it at the bottom of the sheet.

With blue colour make the Ashoka chakra in between
And make 24 spokes in it.



Refer to the video that would be provided as an auxiliary video.