



# Mount Abu Public School

H-Block, Sector 18, Rohini, New Delhi- 110085 India

## Pre- Primary

**February 2021**

**Theme- Welcome Spring**

Dear Parents,

Spring is the most pleasant season in India.

Morning is pleasant and noon is soothing.

The sky is clear and winds are refreshing.

New leaves come out of trees, flower blooms.

As summers are very hot and winters are quite cold this season come with moderate temperature.

Spring season falls between mid-February to mid-April. Spring is a beautiful season of joy, happiness and freshness.

This season is also the season of colours festival of Holi is celebrated in this period of time.



<b>Festival of the Month-</b>	Vasant Panchami, 16 <sup>th</sup> February
<b>Moral Value-</b>	Being Respectful Loving Mother Nature
<b>Engaging English- (Speaking Skills)</b>	Introduce yourself and All About Me Poem- All Of Me
<b>Language Literacy:</b>	
<b>English-</b>	Vowels- <i>i, o and u</i> Sounds of the vowels 3 letter words of <i>i, o and u</i> Opposite words Digraphs- sh, ch, th, ph and oo Pronoun- He, She and It. - In My House - Rock 'n' Roll
<b>Hindi-</b>	- दो अक्षर के शब्द - विलोम शब्द - रंगों के नाम - दिनों के नाम Song- वसंत आया






<b>Numeracy skills</b>	<b>Colours- Tall and Short</b>
	- Heavy and Light
	- Near and Far
	- Missing Numbers
	- Backward Counting
	Number Rhyme
	Hopscotch
	Exercises to promote Fit India movement
	My Flowery world



# SOCIAL SKILLS

## Greetings!

Greetings are vital to make that first impression, establish cordial relationship and set a positive tone for the day. Keeping up with at the age old Indian tradition and keeping ourselves save during this special times, let us all remember saying and doing Namaskar with a smile regularly.



## Prayer!

Prayer is a communication with God. So we begin our day by taking the blessings of Almighty and imbibe this good value in our children and pray to heal the world.



Prayer of the month- [\(78\) Praise Him When the Sun Goes Down Hallelu, Hallelu from Our Daily Bread for Kids YouTube - YouTube](#)

## Breathe!

The breathing we want kids to do is deep belly breaths, not shallow chest breaths. When they breathe in, their belly should expand, and when they breathe out, their belly should contract. Deep breathing helps the children stay fresh for a long time.



Correct way of breathing- [\(78\) Two minutes Mindfulness: Balloon Breaths/Belly Breaths - Breathing exercise for Children - YouTube](#)



# VASANT PANCHAMI



**Happy Vasant Panchami.**

**Vasant panchami is celebrated to welcome spring season.  
We wear yellow clothes and even fly kites high in the sky.  
We also pray Goddess Saraswati on this day.  
She gives us knowledge.**

## Activity 1 - वसंत आया

*India is an amalgamation of different festivals and seasons. To celebrate the Spring season we celebrate Vasant Panchami. Our students will learn the rhyme and will sing it in the lap of mother nature wearing Yellow coloured clothes.*





## MORAL VALUES

### Activity 2- Mother Earth

#### *Mother Earth*

To show love and respect to Mother Earth our students will water the plants at their home every alternate day and will click their pictures with their favourite plant or tree.

*This month, they will also learn the rhyme attached to understand the responsibility towards Earth.*





## STORY TIME- BEING RESPECTFUL

*Being Respectful is our prime responsibility to be a good citizen of the nation.*



One day, a selfish fox invited a stork for dinner. Stork was very happy with the invitation – she reached the fox's home on time and knocked at the door with her long beak. The fox took her to the dinner table and served some soup in shallow bowls for both of them. As the bowl was too shallow for the stork, she couldn't have soup at all. But, the fox licked up his soup quickly.

The stork was angry and upset, but she didn't show her anger and behaved politely. To teach a lesson to the fox, she then invited him for dinner the next day. She too served soup, but this time the soup was served in two tall narrow vases. The stork devoured the soup from her vase, but the fox couldn't drink any of it because of his narrow neck. The fox realised his mistake and went home famished.

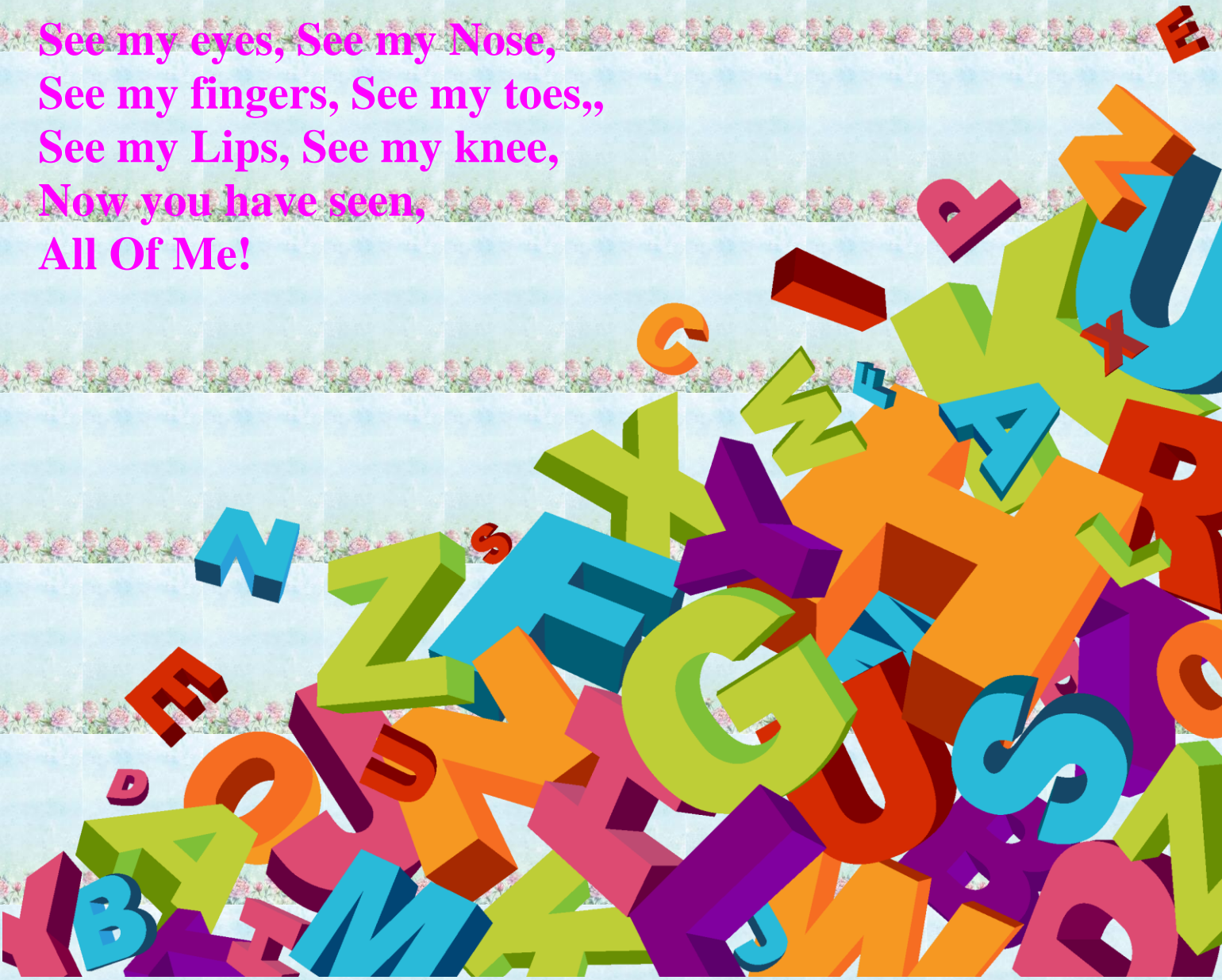
**Moral Of the Story-** Be Respectful to others, If you want to be respected.

# Engaging English

It's **Rhyme Time** to recite "All Of ME".



See my eyes, See my Nose,  
See my fingers, See my toes,,  
See my Lips, See my knee,  
Now you have seen,  
All Of Me!







# LANGUAGE LITERACY

## ENGLISH

Recognition of letters is a fundamental part of learning how to read. It enables beginners to figure out how printed text is associated with the spoken language. When we are young we learn language from our parents and surrounding but as we grow we need proper language understanding through sounds.

That is why it is essential to learn about Vowel sounds.

Spellings

Reading

Vowels are the building blocks of English language. By practicing to understand and hear the vowels properly, our children will also improve:

Comprehension

Speech



Vowel  
Sound  
*i*









Its time to learn the sound  
of vowel *i*

Do you all know how to make  
that sound?

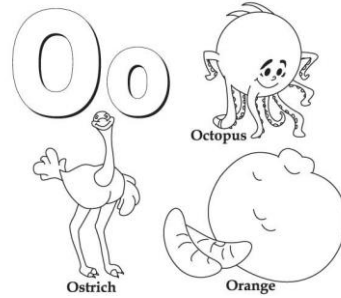
Look at the picture given and  
open your mouth like that...



		
mix	rib	wig
		
kid	zip	lid



# Vowel Sound o



Its time to learn the sound  
of vowel o

Do you all know how to make  
that sound?

Look at the picture given and  
open your mouth like that...



log



top



mop



mom



pot



pop



dot



dog





Vowel  
Sound  
*u*

U

Its time to learn the sound  
of vowel *u*

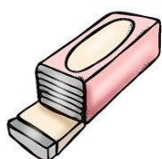
Do you all know how to make  
that sound?  
Look at the picture given and  
open your mouth like that...



bug



jug



gum



sun




cut



rut

## Activity 3- In My House



Dear Students,

It's fun time!

Let us check our home  
for something very  
special...



Miss I, Mr. O and Mr. U want to  
see that can you find objects  
related to their vowel sounds in  
your home?

Quickly move and try to find 5  
things in your home that have  
the vowel sound i, o and u

Click the pictures  
of the objects that  
you find with you  
and make a collage  
of the pictures.  
Share it with your

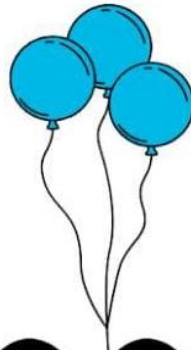




# OPPOSITE WORDS



Hot



cold



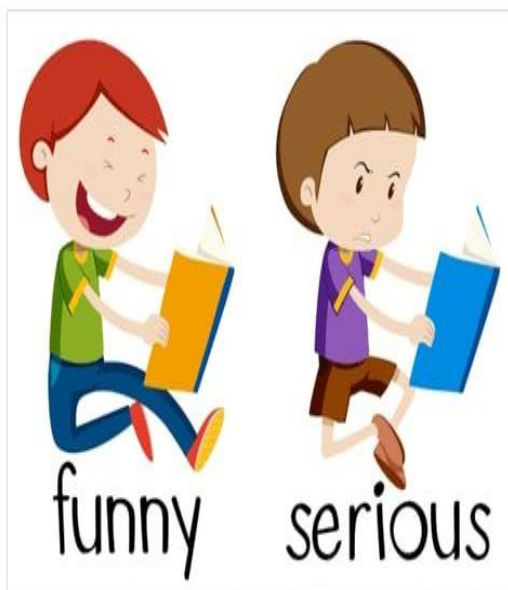
# Opposite words



Girl

Boy





**OBSERVE THE PICTURE CAREFULLY AND READ IT OUT LOUDLY!!!**



# ACTIVITY 4- ROCK THE FLOOR

**Dear students,**

**Its time to rock the floor on the beats of opposite words.**

**You have to stand up on your place. Your teacher will tell you a word and you have to do its opposite action.**

**For example: if i say stop you have start dancing and when i say start you have to stop.**



# DIGRAPHS

SH, TH, CH, PH, WH.

ph



trophy

sh



shadow



th



thermos



thief




thread



thumb



thorn



throne

wh



wheat



whisk



whale



wheel




whistle



whisker

ch



cherry



church



chair



chick



chalk



cheese



**READ THE WORDS GIVEN  
BELOW LOUDLY...**



# th

thorn  
thick  
thin  
third

think  
thief  
thaw  
thing



thread  
three



# wh

wheel  
what  
wheat

where  
which  
while



whistle  
whim

# ch



check  
chat  
child

chop  
chalk  
chin



cherry  
chair  
chicken  
cheap



beach  
torch

couch  
bench



# sh



ship  
shirt  
shoe

shore  
shut  
shy



shed  
sheep  
shark



fish  
push  
brush



wash  
cash  
trash

For the Worksheets related to the same, kindly refer to the worksheets that would be shared.



## Activity 5- Rock 'n' Roll

Hey, my little MAPSians!

It's time to sing and tap on  
the beats of the vowel sounds.

Are you ready to Rock 'n' Roll  
on the tunes and hmm... them along?

Here is the Vowel song for you...

### The Vowels

(tune-BINGO)

The vowels of the  
alphabet

I know them all by  
name, oh!

a-e-i-o-u

a-e-i-o-u

a-e-i-o-u

I know them all by  
name, oh!





# He, she and it

## He

IS A PRONOUN USED  
TO REFER TO A MAN, BOY,  
OR MALE



## She

IS A PRONOUN USED  
TO REFER TO A WOMAN,  
GIRL, OR A FEMALE

## It



IS A PRONOUN USED  
TO REFER TO THING,  
ANIMAL, SITUATION,  
OR PLACE





Observe the pictures carefully  
and read it out loudly



This is Mother.  
**She** waters the plants.



This is Father.  
**He** plants vegetables.



It is a  
dog.  
It is  
running.



# हिंदी

विलोम शब्द

रंगों के नाम

दिनों के  
नाम

दो अक्षर के  
शब्द

हिंदी भाषा पुरे विश्व में सबसे ज्यादा बोलने में चौथे नम्बर पर आती हैं। लेकिन उसे अच्छी तरह से समझना, पढ़ना तथा लिखना यह बहुत कम संख्या में लोग जानते हैं। आज के समय में हिंदी भाषा के ऊपर अंग्रेजी भाषा के शब्दों का ज्यादा असर पड़ा है। आज के समय में अंग्रेजी भाषा ने अपनी जड़े ज्यादा घेर ली हैं। जिससे हिंदी भाषा के भविष्य में खो जाने की चिंताये बढ़ गयी हैं।

## पढ़ें और लिखें



अब बोल कर पढ़िए

जल	कल	चल	थल	हल
अब	जब	तब	कब	टब
तन	मन	बन	वन	धन
नट	तट	खट	रट	कट



# विलोम शब्द

पढ़ें और  
लिखें



शब्द	विलोम शब्द	शब्द	विलोम शब्द
हानि	× लाभ	हार	× जीत
सौभाग्य	× दुर्भाग्य	निम्न	× उच्च
गहरा	× उथला	आदि	× अंत
स्वर्ग	× नरक	सच	× झूठ
शांत	× उग्र	अंधकार	× प्रकाश
सम	× विषम	दानव	× मानव
वाह्य	× आंतरिक	निंदा	× प्रशंसा
आदान	× प्रदान	रात	× दिन
प्रेम	× घृणा	श्वेत	× श्याम



## ACTIVITY 6- उल्टा सिधा

प्रिय छात्रों,  
निम्नलिखित से किसी भी 3 शब्दों का  
चयन करें ।  
प्रत्येक शब्द के लिए विपरीत शब्द का  
पता लगाएं।  
इसे फ्लैश कार्ड पर लिखें।  
अपने शिक्षक के साथ उसी पर चर्चा  
करें।

बड़ा  
रात  
नीचे  
ठंडा  
अंदर



# रंगों के नाम

पढ़ें और  
लिखें



काला



BLACK

लाल



RED

हरा




GREEN

भूरा



BROWN

नीला



BLUE



# दिनों के नाम

MONDAY

सोमवार  
somvar

TUESDAY

मंगलवार  
mangalvar

पढ़ें और  
लिखें

WEDNESDAY

बुद्धवार  
buddhvar

THURSDAY

गुरुवार  
guruvar

FRIDAY

शुक्रवार  
shukravar

SATURDAY

शनिवार  
shanivar

SUNDAY

रविवार / ravivar



## ACTIVITY 7 - रंगीन दुनिया

प्रिय छात्रों,  
चलो एक गतिविधि करे और कुछ मज़ा करते हैं ।  
विभिन्न रंगों का उपयोग कर अपने हैंडप्रिंट के साथ एक सुंदर  
परिवार का पेड़ बनाओ ।





# NUMERACY SKILLS

## A Note to Parents'

Math is not only about numbers, colours, shapes, pre number concepts and directions are a main part of Math.

So, let us come together and strengthen the skills in our students.













**Pre Number Concepts  
are an essential  
part of understanding  
the world around us.  
Our students will learn  
different Pre Number  
concepts in this  
month.**



# Tall-Short



## Short and Tall

Directions: Circle the object in each box that is short.

# Heavy- Light

Draw rings  
around the  
things that are  
heavy





# Near- Far



NEAR



FAR



near



far





## Activity 8- Hop Scotch

**Dear Students,**


**Its time to hip and hop on the numbers that can have fun with you. Tell your parents to make a number grid on the floor from 1 to 20 numbers.**

**Now, they will pick any number and you need to reach on it while hopping.**

**Enjoy your Hop Scotch.**







Number Rhyme- Once I caught a fish alive

Children can learn oral counting from 1 to 10 by singing this rhyme along with actions. This will make it easy for the children to learn numbers and basic counting skills.

1 2 3 4 5

1,2,3,4, 5

Once I caught a fish alive

6,7,8,9, 10

Then I let it go again!

Why did you let it go?

Because it bit my finger so.

Which finger did it bite?

This little finger on my right

To enjoy the full rhyme, kindly click on the link given: [\(84\) Nursery Rhyme - 1,2,3,4,5 Once I caught a fish alive - YouTube](#)



# FIT MAPSIANS TO FIT INDIA

Exercise helps children to vent out their excess energy in the right way. Most children feel calm and relaxed after exercising.

It's no news flash that kids need exercise in their lives.

In fact, we're all probably pretty aware of the fact that increased physical activity helps children build healthy bodies and prevent chronic disease. And we also know that helping our kids to love movement sets them up to be stronger and healthier teens and adults.

[\(78\) 9 Min Exercise For Kids - Home Workout - YouTube](#)







## Activity 9- My Flowery World

**Dear Kalakaars,**

**It's time to show your creativity and embrace the belongingness towards our nation by filing the colours of the tri colour flag into our map.**

### **Material Required:**

**Outline of Flowers  
(Worksheet provided)**

**Different crayon colours**

### **How to Do:**

**Colour your favourite colours in the  
Flowers outline.**

**You can choose any colours and  
Colour multiple shades in  
different petals.**